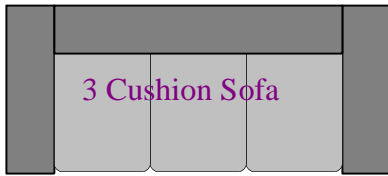
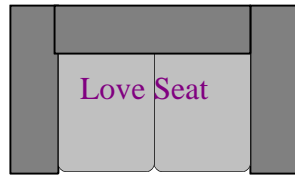


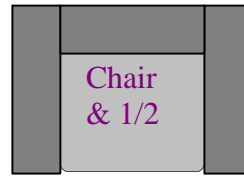
THE LEATHER SOFA CO.



94"x41"



70"x41"



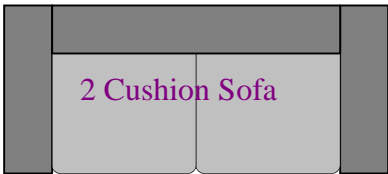
58"x41"



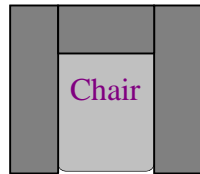
34"x 24"



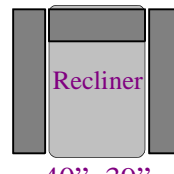
28"x 24"



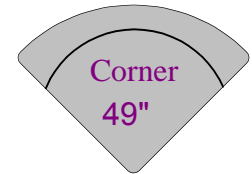
94"x41"



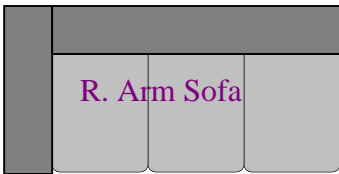
48"x41"



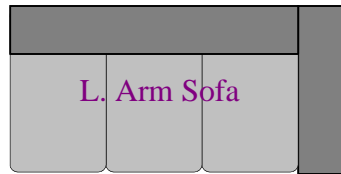
40"x39"



Corner
49"




82"x41"



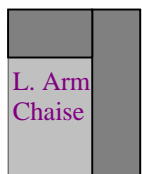
82"x41"



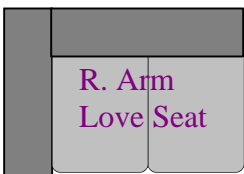
69"x41"



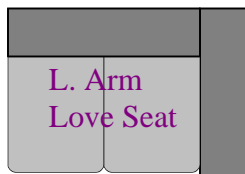
36"x60"



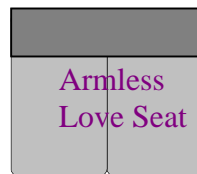
36"x60"



59"x41"



59"x41"



46"x41"



23"x41"

Scale: 1/4" = 1 Foot. For your convenience, draw your room on 1/4" graph paper and cutout the furniture pieces to design the perfect room for your family. Please note that actual size dimensions may vary slightly and many other options and custom changes are available. For a more detailed look at your room, and all of the possible configurations available, bring in your plans to a qualified Leather Specialist at any of our locations.